



**Hydraulic Breakers
designed for excavators,
backhoes, and
skid steer loaders**

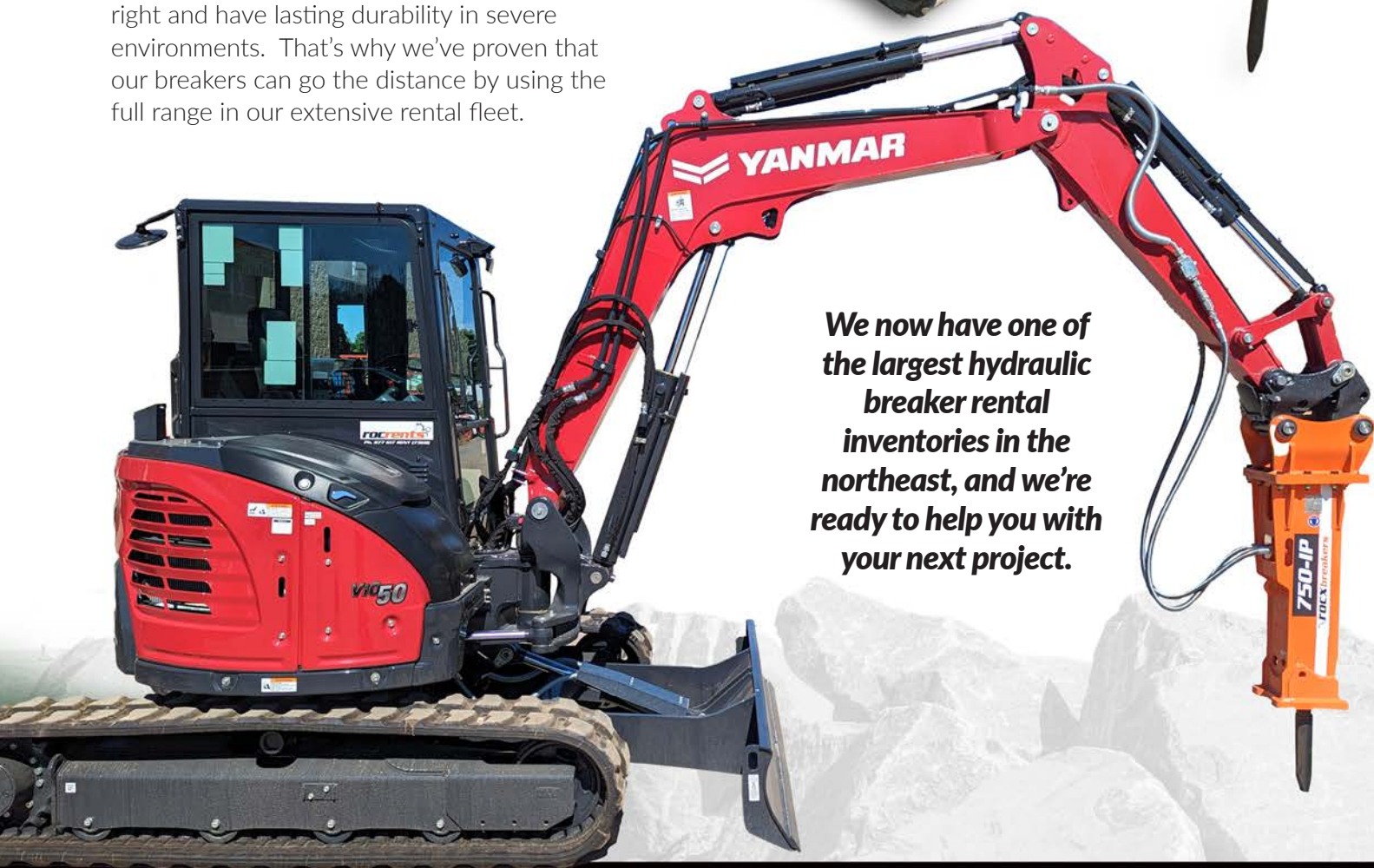


RocxBreakers – Engineered for the Toughest Jobs



Hydraulic breakers and hammers designed for extreme conditions

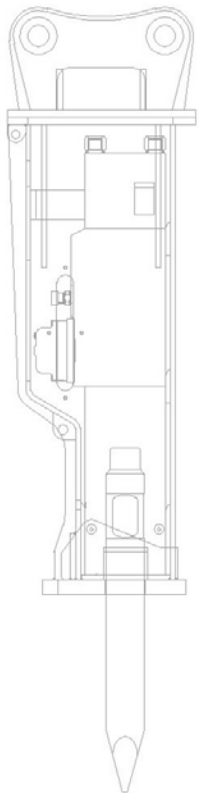
RocxBreaker is a division of RocxGroup, which was formed in 2005 to supply construction equipment and attachments. We understand that hydraulic breakers need to be built right and have lasting durability in severe environments. That's why we've proven that our breakers can go the distance by using the full range in our extensive rental fleet.



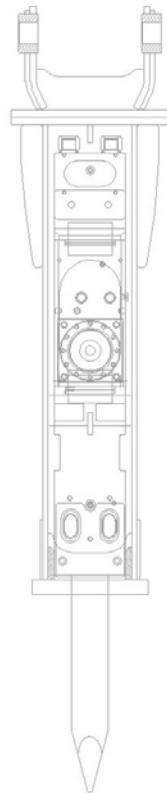
**We now have one of
the largest hydraulic
breaker rental
inventories in the
northeast, and we're
ready to help you with
your next project.**

Let's talk about the right Breaker for your next job. We'll help you

Specifications



Description		250IP	350IP	450IP/450PSL	750IP	950IP	1850IPS
Excavator Weight Range	Ton	0.6-2.0	1.2-3.0	2.5-4.5 (IP)	4-8	8-12	11-16
Skid Steer Weight Range				(SSL)			
Operating Weight	lbs	172	278	335	650	871	1898
Operating Pressure	bar	90-120	90-120	90-120	110-140	120-150	150-170
	psi	1280-1707	1280-1707	1280-1707	1565-1991	1707-2134	2134-2418
Required Flow	l/min	15-25	20-30	25-50	40-70	50-90	80-110
	gal/min	4-8	5-10.5	6.5-13	10.5-18.5	13-24	21-29
Tool Diameter	mm	40	45	53	68	75	100
	inch	1.57	1.811	2.087	2.677	2.953	3.937
Impact Energy	ft.lbs	300	214	236	1069	1549	3098
Gas Pressure (Back Head)	bar	16	16	16	16	16	16
	psi	232	232	232	232	232	232



Description		2650IPS	3050IPS	3650IP	4050IPS	4650IPS
Excavator Weight Range	Ton	16-26	25-32	28-32	32-36	40-48
Operating Weight	lbs	3300	4023	4729	6052	6713
Operating Pressure	bar	160-180	160-180	160-180	160-180	160-180
	psi	2276-2560	2276-2560	2276-2560	2276-2560	2276-2560
Required Flow	l/min	100-150	120-180	150-210	180-240	200-260
	gal/min	27-40	32-48	40-56	48-63	51-69
Tool Diameter	mm	135	140	150	155	155
	inch	5.315	5.511	5.905	6.102	6.102
Impact Energy	ft.lbs.	5000	3098	7265	7966	8851
Gas Pressure (Back Head)	bar	16	16	16	16	16
	psi	232	232	232	232	232

Disclaimer: Specifications and features are subject to change for improvement in quality without prior notice. E & OE.



You decide on the most appropriate options... Ph. 877 617 7368

EXTREME CONDITIONS

- Micro, Mini, Midi and Heavy ranges
- Noise reduction technology
- Designed for extreme conditions
- Fully shock absorbed
- High quality and proven durability
- Energy recovery system



Ph. 877 617 7368

Web: rocxgroup.com Email: sales@rocxbreaker.com

Ph/Fax: 585 280 5251

610 Salt Road, Webster NY 14580



Let's talk about the RIGHT Breaker for your next job.